

C and C++ secure coding (x86)

CL-CPI | Onsite / Virtual classroom | 3 days

Variant: x86

Audience: C and C++ developers, software architects and testers

Preparedness: General C/C++ development

Exercises: Hands-on

To put it bluntly, writing C/C++ code can be a minefield for reasons ranging from memory management or dealing with legacy code to sharp deadlines and code maintainability. Yet, beyond all that, what if we told you that attackers were trying to break into your code right now? How likely would they be to succeed?

This course will change the way you look at your C/C++ code. We'll teach you the common weaknesses and their consequences that can allow hackers to attack your system, and – more importantly – best practices you can apply to protect yourself. We give you a holistic view on C/C++ programming mistakes and their countermeasures from the machine code level to virtual functions and OS memory management. We present the entire course through live practical exercises to keep it engaging and fun.

Writing secure code will give you a distinct edge over your competitors. It is your choice to be ahead of the pack – take a step and be a game-changer in the fight against cybercrime.

Outline:

IT security and secure coding

x86 machine code, memory layout and stack operations

Buffer overflow

Practical cryptography

XML security

Common coding errors and vulnerabilities

Principles of security and secure coding
Knowledge sources

Participants attending this course will:

Understand basic concepts of security, IT security and secure coding
Realize the severe consequences of unsecure buffer handling
Understand the architectural protection techniques and their weaknesses
Have a practical understanding of cryptography
Learn about XML security
Learn about typical coding mistakes and how to avoid them
Be informed about recent vulnerabilities in various platforms, frameworks and libraries
Get sources and further readings on secure coding practices

Related courses:

- CL-CMI - C and C++ security master course (x86) (Onsite / Virtual classroom, 5 days)
- CL-CMA - C and C++ security master course (ARM) (Onsite / Virtual classroom, 5 days)
- CL-JSM - Java and Web application security master course (Onsite / Virtual classroom, 5 days)
- CL-CTS - Security testing native code (Onsite / Virtual classroom, 3 days)

Detailed table of contents


Day 1

IT security and secure coding

- Nature of security
- What is risk?
- IT security vs. secure coding
- From vulnerabilities to botnets and cybercrime
 - Nature of security flaws
 - From an infected computer to targeted attacks

x86 machine code, memory layout and stack operations

- Intel 80x86 Processors – main registers
- Intel 80x86 Processors – most important instructions
- Intel 80x86 Processors – flags
- Intel 80x86 Processors – control instructions
- Intel 80x86 Processors – stack handling and flow control
- The memory address layout
- The function calling mechanism in C/C++ on x86.....
- Calling conventions
- The local variables and the stack frame
- Function calls – prologue and epilogue of a function
- Stack frame of nested calls
- Stack frame of recursive functions



Buffer overflow

- Stack overflow
 - Buffer overflow on the stack
 - Overwriting the return address
 - Exercises – introduction
 - Exercise BOFIntro
 - Exercise BOFShellcode

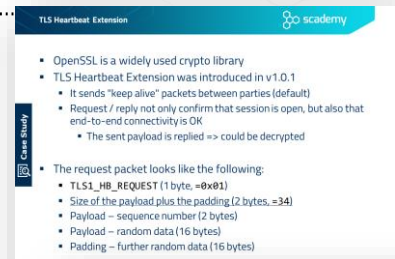
- Protection against stack overflow
 - Specific protection methods
 - Protection methods at different layers
 - The protection matrix of software security
 - Stack overflow – Prevention (during development)
 - The protection matrix of software security
 - Stack overflow – Detection (during execution)
 - Fortify compiler option (FORTIFY_SOURCE)
 - Exercise BOFShellcode – Using the Fortify compiler option
- Stack smashing protection
 - Stack smashing protection variants
 - Stack smashing protection in GCC
 - Exercise BOFShellcode – Stack smashing protection
 - Effects of stack smashing protection
 - The protection matrix of software security
- Address Space Layout Randomization (ASLR)
 - Randomization with ASLR
 - Practical weaknesses and limitations to ASLR
 - Circumventing ASLR: NOP sledding
- Non executable memory areas – the NX bit
 - Access control on memory segments
 - The Never eXecute (NX) bit

Day 2

Buffer overflow

- Return-to-libc attack – Circumventing the NX bit protection
 - Circumventing memory execution protection
 - Return-to-libc attack
- Return oriented programming (ROP)
 - Exploiting with ROP
 - ROP gadgets
 - ROP mitigation
 - Mitigation techniques of ROP attack

- Heap overflow
 - Memory allocation managed by a doubly-linked list
 - Buffer overflow on the heap
 - Steps of freeing and joining memory blocks
 - Freeing allocated memory blocks
 - Case study – Heartbleed
 - TLS Heartbeat Extension.....
 - Heartbleed – information leakage in OpenSSL
 - Heartbleed – fix in v1.0.1g
 - Protection against heap overflow



TLS Heartbeat Extension

- OpenSSL is a widely used crypto library
- TLS Heartbeat Extension was introduced in v1.0.1
 - It sends "keep alive" packets between parties (default)
 - Request / reply not only confirm that session is open, but also that end-to-end connectivity is OK
 - The sent payload is replied => could be decrypted
- The request packet looks like the following:
 - TLS1_HB_REQUEST (1 byte - 0x01)
 - Size of the payload plus the padding (2 bytes - 34)
 - Payload – sequence number (2 bytes)
 - Payload – random data (16 bytes)
 - Padding – further random data (16 bytes)

Practical cryptography

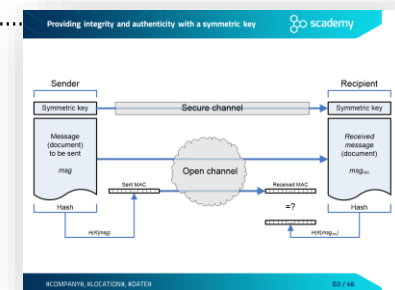
- Rule #1 of implementing cryptography.....
- Cryptosystems
 - Elements of a cryptosystem
- Symmetric-key cryptography
 - Providing confidentiality with symmetric cryptography
 - Symmetric encryption algorithms
 - Modes of operation
 - Symmetric encryption with OpenSSL: encryption
 - Symmetric encryption with OpenSSL: decryption
- Other cryptographic algorithms
 - Hash or message digest
 - Hash algorithms
 - SHAttered
 - Hashing with OpenSSL
 - Message Authentication Code (MAC)
 - Providing integrity and authenticity with a symmetric key.....
 - Random number generation
 - Random numbers and cryptography
 - Cryptographically-strong PRNGs
 - Weak PRNGs in C and C++
 - Stronger PRNGs in C
 - Generating random numbers with OpenSSL
 - Hardware-based TRNGs



Rule #1 of implementing cryptography

"Don't do it!"

- Rule #1 of implementing cryptography
- Don't invent your own algorithms
 - *"It will be more secure because nobody knows how it works"* is a common misconception
 - This bad approach is called **security by obscurity**
- Don't implement existing algorithms either
 - Using available implementations from established libraries is more secure *and* more efficient anyway




- Asymmetric (public-key) cryptography
 - Providing confidentiality with public-key encryption
 - Rule of thumb – possession of private key
 - The RSA algorithm
 - Introduction to RSA algorithm
 - Encrypting with RSA
 - Combining symmetric and asymmetric algorithms
 - Digital signing with RSA
 - Asymmetric encryption with OpenSSL
 - Digital signatures with OpenSSL
- Public Key Infrastructure (PKI)
 - Man-in-the-Middle (MitM) attack
 - Digital certificates against MitM attack
 - Certificate Authorities in Public Key Infrastructure
 - X.509 digital certificate

XML security

- XML injection
 - Injection principles
 - Exercise – XML injection
 - Protection through sanitization and XML validation
 - XML parsing in C++
- Abusing XML Entity
 - XML Entity introduction
 - Exercise – XML bomb
 - XML bomb
 - XML external entity attack (XXE) – resource inclusion
 - Exercise – XXE attack
 - Preventing entity-related attacks
 - Case study – XXE in Google Toolbar

Common coding errors and vulnerabilities

- Improper error and exception handling
 - Typical problems with error and exception handling
 - Empty catch block
 - Overly broad catch
 - Exercise ErrorHandling – spot the bug!
 - Exercise – Error handling



Empty catch block

- Almost all attacks start with the attacker breaking the programmers' assumptions
- We don't handle an exception, because...
 - "This method isn't going to generate any errors..."
 - "Even if an error occurs, it doesn't matter at this point."

```
try {
    doExchange();
}
catch (std::system_error& e) {
    // this can never happen
}
```

- ... and when the error **does** happen, the program loses the exception and makes it harder to detect the cause of the problem and fix the bug

SCAD ACADEMY | EDUCATION | SECURITY | 93 / 100


- Case study – "#iamroot" authentication bypass in macOS
 - Authentication process in macOS (High Sierra)
 - Incorrect error handling in opendir.dylib
 - The #iamroot vulnerability (CVE-2017-13872)
- Code quality problems
 - Dangers arising from poor code quality
 - Poor code quality – spot the bug!
 - Unreleased resources
 - Type mismatch – Spot the bug!
 - Exercise TypeMismatch
 - Memory allocation problems
 - Smart pointers
 - Zero length allocation
 - Double free
 - Mixing delete and delete[]
 - Use after free
 - Use after free – Instance of a class
 - Spot the bug
 - Use after free – Dangling pointers
- Case study - WannaCry
 - The WannaCry ransomware.....
 - The vulnerability behind WannaCry – spot the bug!
 - Lessons learned



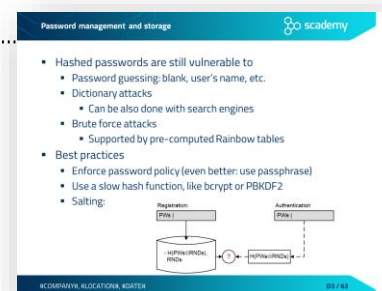
Day 3

Common coding errors and vulnerabilities

- Input validation
 - Input validation concepts
 - Integer problems
 - Representation of negative integers.....
 - Integer ranges
 - Integer overflow
 - Integer problems in C/C++
 - The integer promotion rule in C/C++
 - Arithmetic overflow – spot the bug!
 - Exercise IntOverflow
 - What is the value of abs(INT_MIN)?
 - Signedness bug – spot the bug!
 - Integer truncation – spot the bug!
 - Integer problem – best practices
 - Case study – Android Stagefright



- Printf format string bug
 - Printf format strings
 - Printf format string bug – exploitation
 - Exercise Printf
 - Printf format string exploit – overwriting the return address
- Printf format string problem – best practices
- Some other input validation problems
 - Array indexing – spot the bug!
 - Off-by-one and other null termination errors
 - The Unicode bug
- Path traversal vulnerability
 - Path traversal – weak protections
 - Path traversal – best practices
- Log forging
 - Some other typical problems with log files
- Improper use of security features
 - Typical problems related to the use of security features
 - Password management
 - Exercise – Weakness of hashed passwords
 - Password management and storage
 - Special purpose hash algorithms for password storage
 - Argon2 and PBKDF2 implementations in C/C++
 - bcrypt and scrypt implementations in C/C++
 - Case study – the Ashley Madison data breach
 - Typical mistakes in password management
 - Exercise – Hard coded passwords
- Time and state problems
 - Time and state related problems
 - Serialization errors
 - Exercise TOCTTOU
 - Best practices against TOCTTOU



Principles of security and secure coding

- Matt Bishop’s principles of robust programming
- The security principles of Saltzer and Schroeder

Knowledge sources

- Secure coding sources – a starter kit
- Vulnerability databases
- Recommended books – C/C++